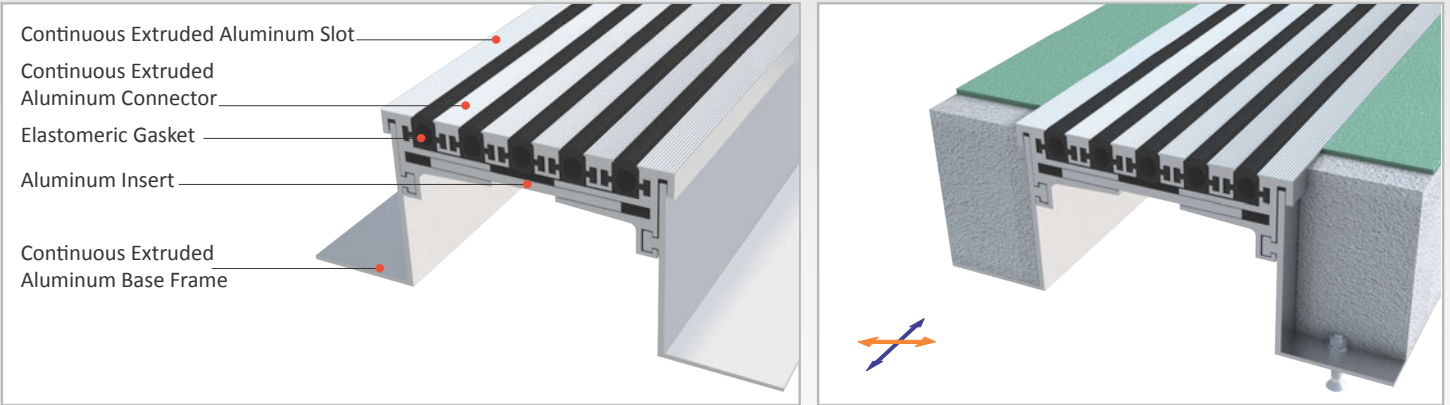
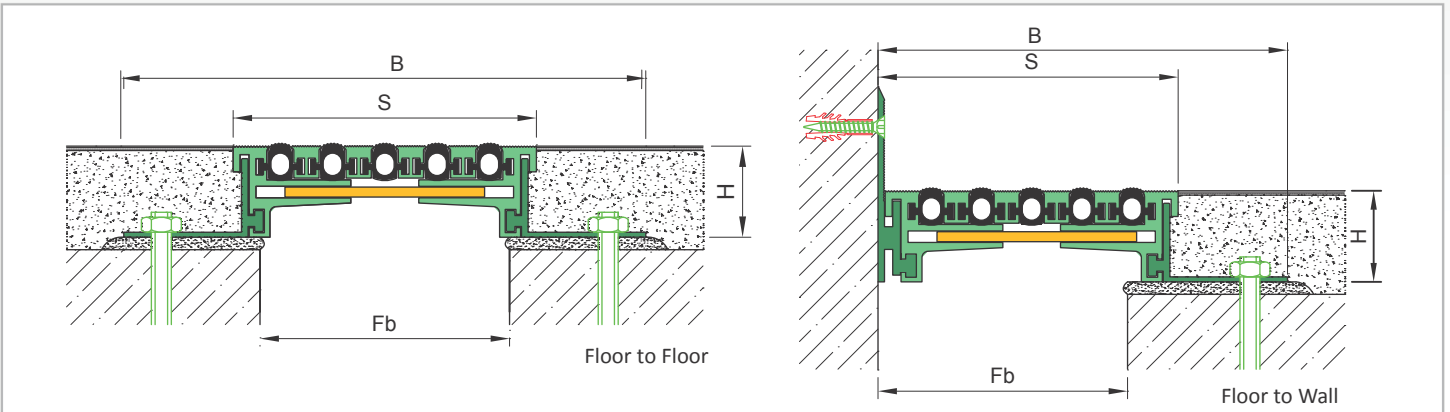


AS A288 flush mounted profile is applicable to all types of floors and load capacity is designed for pedestrian and cars. Adjustable interlocking profile and gasket configuration makes it available for joint openings up to 250 mm and enables to meet displacements in 3 directions. Click-fit profile structure lets the profile to be installed at different heights by changing the base fame. If inquired, AS A288 can be matched with wall type AS A126. Profiles are delivered factory-assembled.

- Application Areas** : Indoor & Outdoor / Floor
- Ideal for** : Car Parks, Shopping Malls, Airports, Residences, Hospitals, Hotels, Public & Commercial Buildings etc.
- Material** : Mill Finish Aluminum (Anodizing optional), TPE Gasket
- Aluminum Alloy** : 6063 AA-USA / EN AW 6063
- Optional Supplies** : Fire Barrier, Waterproof EPDM membrane



**FLOOR**

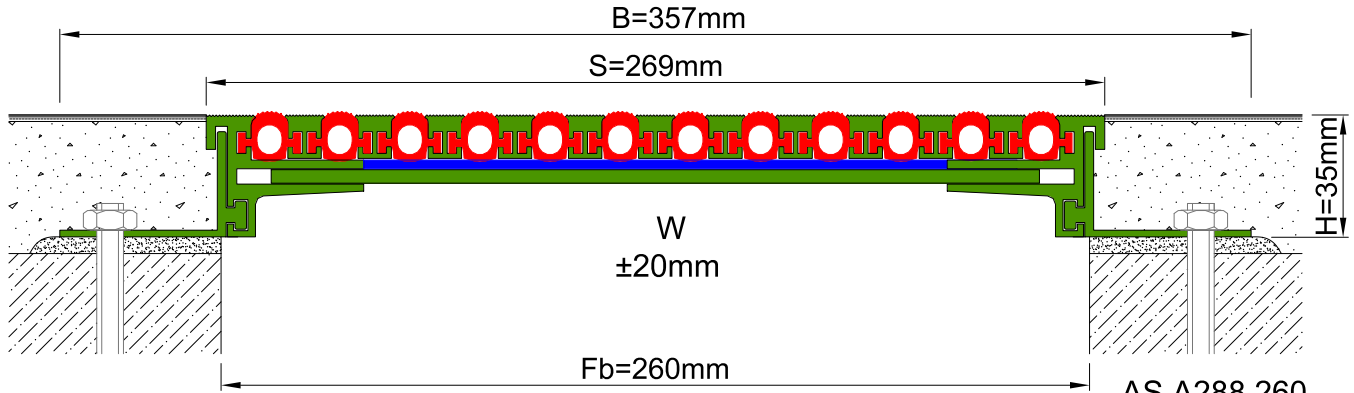


\* Visuals are representative and the profile configuration may differ depending on the characteristics requested.

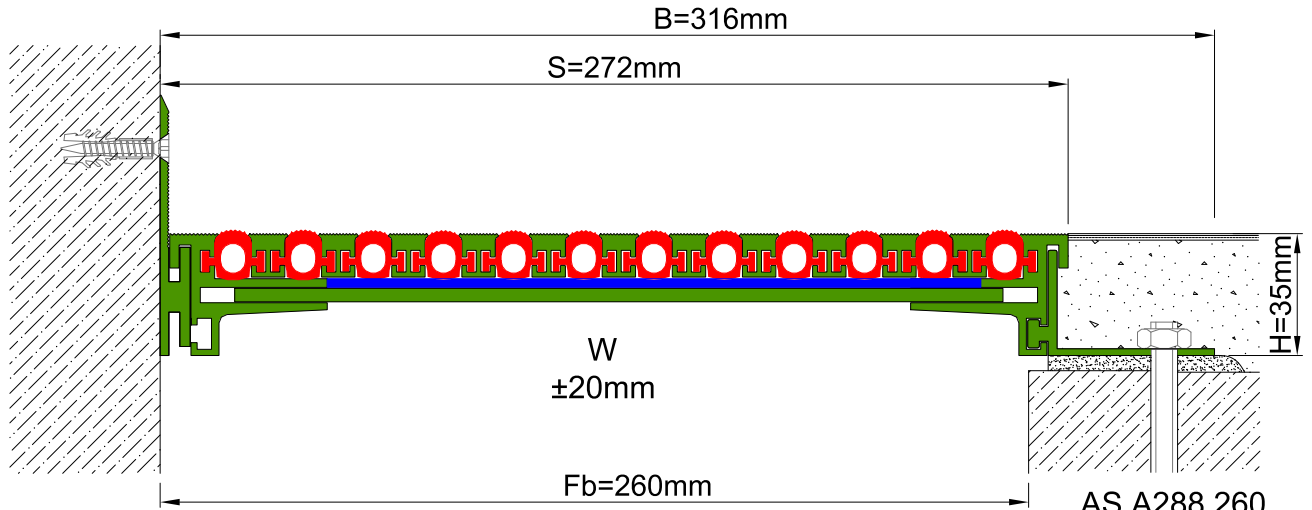
GASKET COLORS: **BLACK** / **GREY** / **BEIGE** / Custom Colors available.

| LOCATION       | MODEL       | GAP (Fb) mm | HEIGHT (H) MM | OVERALL WIDTH (B) mm | VISIBLE WIDTH (S) mm | MOVEMENT (W) mm | LOAD CAPACITY | STANDARD LENGTH (mt) |
|----------------|-------------|-------------|---------------|----------------------|----------------------|-----------------|---------------|----------------------|
| Floor to Floor | AS A288-100 | 100         | 35/50/60/80   | 210                  | 122                  | ±10             |               | 3                    |
|                | AS A288-120 | 120         | 35/50/60/80   | 230                  | 142                  | ±12             |               | 3                    |
|                | AS A288-140 | 140         | 35/50/60/80   | 240                  | 152                  | ±12             |               | 3                    |
|                | AS A288-160 | 160         | 35/50/60/80   | 260                  | 173                  | ±14             |               | 3                    |
|                | AS A288-200 | 200         | 35/50/60/80   | 314                  | 226                  | ±18             |               | 3                    |
|                | AS A288-260 | 260         | 35/50/60/80   | 367                  | 279                  | ±20             |               | 3                    |


Note: Please ask for different sizes



AS A288 260  
H35D



AS A288 260  
H35KD

| Profil No<br>Profile Number                 | AS A288 260  | AS A288 260K |
|---|--|--------------|
| Fb (mm)                                     | 260  | 260          |
| H (mm) yaklaşık approx.                     | 35   | 35           |
| W± (mm) yaklaşık approx.                    | ±20  | ±20          |
| Renk<br>Color                               | Alüminyum: Natürel, Fitiller: Siyah, gri, diğer<br>Aluminum: Natural, Inserts: Black, grey, others |              |
| Malzeme<br>Material                         | Alüminyum, TPE Termoplastik Elastomer<br>Aluminum, TPE Thermoplastic Elastomer                     |              |
| Standart Uzunluk<br>Standard Length         | 3  |              |
| Yükleme Kapasitesi<br>Load-Bearing Capacity |                 |              |